



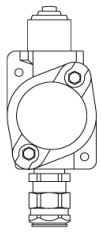
The XC8JC and ZC8JC, made in cast iron, are extremely robust and reliable.

Their high performances added to the very important choice of actuators make them suitable in many applications.

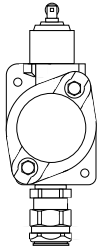
For special applications, the heads can be designed according to the needs.

TECHNICAL DATA

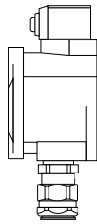
Material	Painted cast iron
IP rating	IP66/67 according to EN/IEC 60529
Temperature range	-20°C or - 50°C ... +60°C or +80°C
Certificate	INERIS 03ATEX0123
Marking	II 2 GD Ex d IIC T6 ... T5 Gb Ex tb IIIC T85°C ... T100°C Db
Rated thermal current	6 A
Insulation voltage	500 V
Contact block	1 x O+C - 1 pole snap-action contact
Resistance between terminals	≤ 25 mΩ
Power use	Category: AC11, DC11
Mechanical durability	10 million of operation cycles



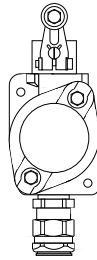
XC8JC161P1



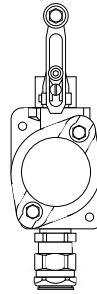
XC8-JC162P1



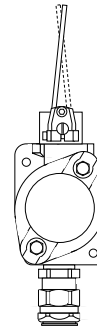
XC8-JC163P1



XC8JC10111P1
XC8JC10511P1



XC8JC10131P1
XC8JC10531P1



XC8JC10151P1



ZC8JC1P1
ZC8JC2P1
ZC8JC4P1

Product code	Actuators with straight movement		Add the cable entry codes according to (6)			Weight (kg)
XC8JC161P1	Steel plunger (1)		•	•	•	2
XC8JC162P1	Roller plunger (2)		•	•	•	2
XC8JC163P1	Side plunger (2)		•	•	•	2
Product code	Heads with angular movement	Actuation direction	Add the cable entry codes according to (6)			
XC8JC10111P1	Thermoplastic roller lever (3)	Actuation from left and right	•	•	•	2,2
XC8JC10511P1		Actuation from left or right (5)	•	•	•	2,2
XC8JC10131P1	Variable length (3)	Actuation from left and right	•	•	•	2,2
XC8JC10531P1		Actuation from left or right (5)	•	•	•	2,2
XC8JC10151P1	Steel rod (4)	Actuation from left and right	•	•	•	2,2
XC8JC10551P1	3 mm, length: 125 mm	Actuation from left or right (5)	•	•	•	2,2
ZC8JC1P1	Limit switch body only for plunger and rotary heads for plunger and rotary heads	1 contact "OC"	•	•	•	2,2
ZC8JC2P1		2 x "OC", simultaneous	•	•	•	2,2
ZC8JC4P1		1 contact "OC" + 1 contact "OC", 2 steps	•	•	•	2,2
Cable entry code (6)			Codes below to add to the product code			
Thread M20		1F for no-armoured cable with clamping device 4F for armoured cable Without cable gland	1	I	C	
			4	I		
			5			

(1) Actuation on end. Maximum actuation speed: 0.5 m/s

(2) Actuation by cam 30°. Maximum actuation speed: 0.5 m/s

(3) Actuation by cam 30°. Maximum actuation speed: 1.5 m/s

(4) Actuation by cylindrical finger. Maximum actuation speed: 1.5 m/s

(5) By adjusting the operating head

